






# Blue Mountain CLOSURES

SUNDAY, JUNE 29, 2025  
6:30 AM - 9:00 AM

-  Course (No Vehicle Travel)
-  Closure
-  Traffic Control



**Half Marathon** Starts at Blue Mountain Peak at 7:00 am



**DURING THE DURATION OF THE RACE, NO VEHICLE TRAVEL IS ALLOWED ON MCCLAY BRIDGE.**



The entire stretch of Blue Mountain from Hwy 93 McClay Bridge will be closed from 6:30 am - 8:20am